



Kansas City
Chapter



April 2022

Club Meeting Date:

April 26
Fleming Hall
7:00 pm

Executive Board Meeting

April 4
Fleming Hall
7:00 pm

Location

Fleming Hall
21906 SW Woods Chapel Road
Lee's Summit, Missouri

Next Club Meeting Date

May 24
Fleming Hall (Fish Fry)
6:30 pm

Inside this issue:

- President's Message, FT3 Film Tour** 1
- 39th Annual Kid Fishing Day, Tri-Lakes Fly Fishing Expo Fly Tying Organization** 2
- Fly Fishers Code of Ethics, Frontline FlyFishers** 3
- Fly Tying Organization Cont'd,** 4
- K&K FlyFisher's Clinics, Fly Tying Organization Cont'd.** 5

For More Information

Visit the website for the latest News and updates
www.mtfa-kansascity.org

President's Message

I want to give you all some fishing reports but first there are other activities to check out in this month's Troutline. Below is info on **f3t** (Fly Fishing Film Tour) on April 7th. On **April 9th** is the Tri-Lakes Fly Fishing Expo in Clinton, Mo. I will be there with other MTFA members to demonstrate fly tying. Food will be available to purchase for breakfast and lunch. April 30th is the Jackson County Kids Fishing Derby. This is the 39th year we have helped sponsor it.

Now for the fishing report. I had good luck at James A. Reed for crappie when we had several warm days in a row. The recent weather has undone that and we will need a return of several warm days. Trout fishing continues to be good for me at JAR Plover and Coot Lakes. At the Capitol Federal Sports Complex in Liberty, trout fishing has been good to excellent. Continue fishing the wind-blown shores whichever lake you prefer. I've been fishing a 1/80th ounce jig 3 -3.5 feet below an indicator and having success.

There has been a lot of rain in March in the Ozarks and I prefer lower water conditions for wading at the trout parks. If you do fish during high water you need more weight to get your fly to the bottom. If you must fish dry flies during high water, look for slack water or large eddies. April is an excellent time for dry fly fishing for trout. - - *David*



The **f3t** is the largest fly fishing film event of its kind. It will be at the Glenwood Arts Theater in Overland Park, Ks. April 7th. Silent Auction begins at 6:00 pm and film festival starts at 7 pm. Come for the action and stay for the giveaways and camaraderie that will

feed your fishing addiction. In addition to showcasing world-class fly fishing films, The F3T is dedicated to supporting the local fly shops and conservation groups that form the backbone of our sport's educational and environmental efforts. Discount F3T tickets are available at more than 150 fly shops across the country. A portion of those ticket sales go directly to support fishing and habitat-related conservation groups.

Get your tickets at K&K FlyFishers. *Gary*

Upcoming Events

April 4,
E-Board Meeting
Fleming Hall
7:00 pm

April 9,
Tri-Lakes Fly Fishing Expo
Benson Center
Clinton, Missouri

April 26,
Club Meeting
Fleming Hall
7:00 pm

April 30,
Kids Fishing Day
Lake Jacomo
(Ref Article this Page)

May 24,
Club Meeting
(Fish Fry)
Fleming Hall
6:30 pm

39th Annual Kids Fishing Day - Saturday April 30, 2022



Kids ages 2 to 15 get to show off their angling skills at this fun-filled family event that includes casting clinics, fishing contest and prizes! The derby is held at the old Lake Jacomo beach adjacent to the south marina. Derby starts at 9:00am and concludes at 11:00am. We will need volunteers for the registration table (Registration begins at 8:30 a.m.), weigh in station, set up poles as needed, and to help with fishing instruction and the awards ceremony. Put this date on your calendar to help promote MTFA and kids fishing day. Volunteers need to be there between 7:15-7:30 am to get things organized.

Note: Registration begins at 8:30am.

Gary

Tri-Lakes Fishing Expo - April 9th - From 9:00am - 4:00pm

There will be Seminars, Raffles/Auction Items, Casting Instruction, Vendors and over 30 Regional Tiers. Lunch will be offered for sale on premises.

See **Page 6** for more info.

Location: Benson Center , 1008 E. Sedalia Ave

Clinton, MO. 64735

Free Admission



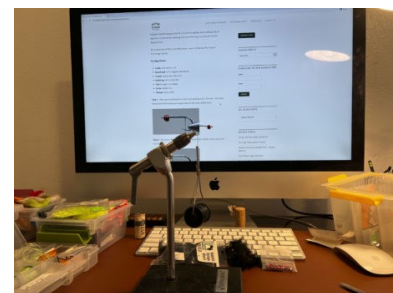
Gear You Need: Fly Tying Organization

Many fly anglers naturally end up becoming fly tyers, and you end up with a collection of feathers, furs, thread, tools, hooks, shanks, I could go on. Your collection keeps getting bigger and bigger, and if you're like many tyers out there, unless you own a fly shop or are a professional fly tyer, you don't have the square footage or permission to dedicate to a fly tying studio. In addition, trying to collect, gather and sort all the tools and materials for fly

tying nights or take all your tying stuff with you on extended fishing trips can be challenging. You inevitably will forget the material you need for that one fly you want to tie because you tried to put all of your stuff in a small old tackle box.

Today, we offer a solution that tackles both challenges and will take you to the next level. By creating a Fly Tying Kit that is organized and portable. You don't need a dedicated studio and desk for your tying sessions at home, and you can pick up your tying kit and take it with you to your fly tying sessions at your local fly shop or while you're on the road. Best of both worlds. Without going all Martha Stewart on you, here are some Fly tying Organization ideas to help you better keep, organize and transport your fly tying gear. Let's start building your kit.

Rubbermaid Roughneck Tote to hold and carry all your material and gear – Inexpensive, rugged, water-resistant, versatile, and easy to carry, the Rubbermaid Roughneck Tote makes a great container for all your



Fly Tying Session at Home

MTFA Officers

President: David Cook
(816) 519-2531

V President: Gary Davison
(816) 896-5221

Secretary: Jessica Niccoli

Treasurer: Darrell Durst
(816) 833-3730

Troutline Editor: Gary Davison
medman3@att.net

Members at Large:

Merril Miller
Roger Theroux
Marvin Allison
Ken Hicks
Mike Davis
Greg Davison
Bob Barnett
Linda Chase

Fly Fishers Code of Angling Ethics

I thought since our fly fishing season has officially begun at our trout parks here in Missouri, it's time to revisit the rules of streamside behavior. Mostly they revolve around common sense, courtesy, and consideration of others sharing the stream.

1. A section of water belongs to the first fisherman fishing it. It is inconsiderate to crowd him or her and just how close an approach is permissible is an obvious variable. Stay out of the fisherpersons drift area.
2. A slow-moving or stationary fisherman has every right to remain just where he is. If you are moving, leave the water and walk around him/her being certain not to disturb his fishing or the water he might be working. In a similar vein, a fisherman may be resting a pool or planning his next move. It is still his water, and you should not jump in without his permission.
3. A fisherman working in an upstream direction has the right of way over someone coming downstream. Wading upstream against the current forces you to move slowly, cover less water, and you are approaching the fish from behind. The fisherman working in a downstream direction covers more water, more quickly, and has the potential to disturb more water. For instance, careless wading could send silt or debris washing downstream to alarm fish that someone else is working over.
4. Many streams flow through private property. Recognize that access is a privilege, not a right. Respect private property. If unsure about access, ask the landowner politely. On farm properties: don't trample crops, disturb livestock, or leave gates open.
5. Leave no litter at streamside. In fact, get in the habit of picking up discarded monofilament, cans and other trash, carrying them out to be discarded properly. In Boy Scouts we taught our young scouts to leave an area better than we found it.
6. Recognize that skilled anglers and/or heavy fishing pressure with excessively liberal limits can greatly reduce the available fish populations in any stream section unless voluntary restraint is practiced. A legal limit is not a quota. Let your fishing motto be: "*Limit your kill; don't kill your limit.*" Orvis encourages the catch-and-release philosophy of angling, allowing fish to mature, reproduce, and live to challenge other anglers in the future.
7. Multiple recreational use of streams is common. We may share the resource with tubes and canoes. It is the responsibility of the canoer to recognize that the angler has established a position before the canoe floated into view. The canoer should try to pass behind the angler. If space doesn't permit this, the canoer should float by quietly and with minimum disturbance.

In summary, fly anglers should treat fellow anglers as they would expect to be treated.

Enjoy your time on the water, *Gary*



Calendar of Events

April 12 - 7:00pm Fly Tying at the DAV , 14605 E 40 Hwy., KCMO

April 19 - 5:30pm at the Rainbow Fly Shop , 4621 Shrank Dr., Independence, MO

Note: Frontline will have a table at the Fly Fishing Film Tour and the Tri-Lakes Fishing Expo to promote the Frontline Organization. (See pages 1&2)

fly tying materials, tools, and gear. They come in various sizes to accommodate the amount of stuff you have. There are other totes, but the Rubbermaid Roughneck won't break or crack when you drop them.



Rubbermaid Roughneck 3 Gallon Tote. Perfect for Tying Material Storage and Transport



Tying Material Gear All Contained Ready for Storage



Sterilite Latching Containers for Chenille and Rabbit Strips

Sterilite Latching Containers to organize your materials – These small, clear, latching containers are lightweight and very portable. They come in various sizes to fit smaller materials like chenille, dubbing, and small bags of rabbit strips. They have sizes that will fit your longer materials like flash and rubber legs. Some sizes will accommodate even your longer plumes and feathers. With a good combination of sizes, you can find a container that will fit most of your tying materials. The key is to be strategic in your organization. Don't just mix your materials into one container. Be intentional about what material goes into a container. The clear containers make materials easy to identify



Sterilite Latching Containers for Dubbing and Flash Mat



Large Plumes and Feather Storage



Plano Container for holding Tying Tools



Plano Container hold thread perfectly



**Fly Tying Clinics
Every Saturday**
*Learn to Tie Fish
Catching Flies*

Fly Tying Class - Free 1 Hour

2 Students 1 Instructor - Call for your Appointment



1 Hour each Saturdays 9am until 3pm

**Learn How to Tie - Dries, Nymphs or Streamers
Basic to Advanced You Choose**

Call 913-341-8118 www.kkflyfisher.com

8643 Grant St - Overland Park - KS

**Fisherman Wanted - K&K Hosted
Fly Fishing 2022 Trips -**

Alaska - Katmai Trophy Lodge

6 Day - 7 nights (Sept 3 - 10)

\$4495.00

Montana - Missoula

5 Days - 6 nights (Sept 25 - Oct 1)

\$3100.00

Andros Bahamas - Swain's Cay

5 days - 6 nights (Oct 9 - 15)

\$4107.00

Call for Trip Details (800) 795-8118

Gear You Need: Fly Tying Organization Cont'd




Vinyl Rib, eyes, heads, and shanks.



Hooks and More Hooks.

You can find all these items at your local hardware stores, office stores, or hunting and fishing stores. The best part of all these is they are all relatively inexpensive.

Creating a Portable Fly Tying Kit doesn't take much money and is worth every penny to enhance your fly tying experience no matter where you go or just simply keeping things tidy at home.



Tying Session.



Then Pack Away

Reprinted with permission from the Deneki Blog. I thought this had some great ideas especially for fly tyers with limited space.
Enjoy, Gary

FLY FISHING EXPO



April 9th, 2022

9am - 4pm

Benson Convention Center, Clinton MO

Featuring

Fly Tiers from across the nation
Fishing and Outdoor Sporting Vendors


Free Admission
Casting Instruction

Live Seminars

“Fly Fishing for
Stripers and Hybrids”
- Bill Butts

“Fly Fishing for
White Bass”
-Bill Butts

“Trout are Stupid and Other
Uncomfortable Truths”
-Walt Fulps



Live/Silent Auction

Chance to Win:

Guided Fishing Trips
Fishing Gear and Equipment
Fly Fishing Get Aways

For More Info:

trilakesflyfishers@gmail.com

Phone: 417-646-5568

Facebook: Tri-Lakes Fly Fishers

Sponsored By:



39th Annual

**FREE
Event!**

Kids' Fishing Derby



Sat., April 30, 2022 · Lake Jacomo
(9200 Beach Rd., Lee's Summit, MO - opposite Jacomo Campground)

Ages

Children ages 15 and under are welcome and must be accompanied by an adult.

Times

8:30 a.m. – Registration Begins
9:00 - 10:30 a.m. – Kids' Fishing Derby
Awards Ceremony immediately following weigh-in completion.

What To Bring

Children will need their own fishing pole, bait and bucket to hold their catch.

**FREE
Rod & Reel for
EVERY KID
who enters.
Courtesy of**



**CASTING
CONTEST
for more
fun and
prizes!!**

Prizes

Top three heaviest fish in each age group will receive a trophy and prize bucket full of coupons and goodies.
The smallest fish weighed will receive a trophy and a prize.
The heaviest fish overall will receive an additional **GRAND PRIZE!**

Co-Sponsors

*Missouri Trout Fisherman's Association
Optimist Club of Lake Lotawana*



For more information or rain-out status, call

816-229-8980
MakeYourDayHere.com/Kemper

Persons with disabilities requiring reasonable accommodation may call the ADA Coordinator at 816-229-8980 or the Missouri Relay Number 1-800-735-2966. Seven-day advance notice is required.

Missouri
Trout Fishermen's Association
KANSAS CITY CHAPTER

MEMBERSHIP APPLICATION

DATE _____

I wish to become a member of the Missouri Trout Fishermen's Association, Kansas City Chapter and join in their endeavor to improve the sport of Trout Fishing in Missouri. **I agree to abide by the Constitution, By-Laws and Rules and Regulations of the Association.** These can be found on the chapter website **MTFA-KANSASCITY.ORG**.

NAME _____ NEW MEMBER () RENEWAL ()

ADDRESS _____ Cell Phone _____

(Hm)/(Wk) Other Phone _____

CITY _____ STATE _____ ZIP _____

EMAIL ADDRESS _____ Send Newsletter via email: Yes ___ No ___

BIRTH MONTH: _____

How did you hear about our club? _____

Have you ever been a member of any chapter of the MTFA? Yes ___ No ___

Year joined _____ Most Recent Year Paid Dues: _____

- ___ **Individual Dues:** **\$15.00**
- ___ **Family Membership:** **\$30.00**
- ___ **MTFA Legacy Member: (25 + years)** **\$10.00**

If a Family Membership (spouse and children 18 years of age and under), list those who should receive membership cards and individual email newsletters.

<u>Name</u>	<u>Birth Month</u>	<u>EMAIL</u>
_____	_____	_____
_____	_____	_____
_____	_____	_____

When this form is completed,
mail to:
Missouri Trout Fishermen's Assoc.
PO Box 3202 Harry S Truman Station
Independence, MO 64055

CODE OF ETHICS

To practice the principles of good sportsmanship and conservation of wildlife, and to encourage others to do the same.
To cooperate with the constructive efforts of the Missouri Conservation Commission and comply with the "Objectives and Purposes" of the Missouri Trout Fishermen's Association to the extent of using single point hook lures when fishing in Missouri trout water.
To assist in the expansion and development of trout fishing in the State of Missouri, including the wise utilization of available waters and their protection from agricultural and commercial encroachment.
To help conserve wildlife and its natural habitat, cooperating with Federal, State and private agencies directly concerned with the conservation of wildlife, forests, soil and water.
To lend assistance to the Missouri Conservation Commission and its representatives in the enforcement of the laws and regulations for the taking of fish and game in the State of Missouri.

The above has been read and agreed to by: _____