



**Kansas City
Chapter**



July - August 2009

Next Club Meeting
August 25, 2009
Fleming Hall
7:00pm

Executive Board Meeting
August 11, 2009
Fleming Hall
7:00 pm

Location
Fleming Hall
21906 SW Woods Chapel Road
Lee's Summit, Missouri

Next Club Meeting Date
September 22, 2009
Fleming Hall
7:00pm

Inside this issue:

- Taneycomo Fishing** 1
- MTFA Cookbook** 2
- Presidents Message** 2
- September Salmon Fishing** 2
- Fly of the Month** 3
- The Alaska Experience by David & Carol Cook** 4 - 6

For More Information

Visit the website for the latest News and updates
www.geocities.com/kcmtfa/
Email: kcmtfa@yahoo.com

Club Fishing Trip to Taneycomo - August 21st - 23rd


David Cook has put this trip together for the club. You can fish as much as you want, during the day or at night. If you are interested in doing some night fishing, David will meet you at 11:00pm at Outlet #2 to help you get started. You will need a head lamp and possibly a wading staff. If you choose to try night fishing here is David's recommendations:

Use a heavier tippet. Use 4x - 2x depending on the fly and amount of moonlight. I like the purple PMS on a 3x tippet when it is dark. Other colors you may want to try is Olive and Black. A mini-jig like the John Deere on a 4x tippet (olive or sculpin olive). Wooly buggers lightly weighted or just a bead-head - size 10 on 4x, size 8 - 6 on 4x or 3x. Club members choosing to forgo night fishing will meet for breakfast at the Table Rock Inn Restaurant between 8:00 - 8:30am on Saturday morning or meet down by Taneycomo around 10:00am. Here is David's recommendations for fishing during the day. Use a John deere on 5x tippet with a strike indicator. Also use a Red or Black Zebra bead head midge on 6x, size 14 - 18. For you spin fishermen use 2 - 4 lb line during the day and 4 - 6 lb at night. Use spinners day or night. Use #7 floating Rapala's on 6# at night or 1/32 jigs on 4#. Also during the day use a John Deere under a cork and 2# line or jigs up to 1/16, use 4# line for gigs over 1/16 oz.

If you are looking for a place to stay in Branson some of our members will be staying at the Vacation Lodge on hi-way 165 (1-800-229-3170) while other members will be staying at Lilley's Landing, 367 River Lane (1-417-334-6380 or 1-888-lilleys). If you have any questions please contact David about this event and with gas prices going the way they are we should look into car pooling down. Please contact David and let him know if you plan to be there and if you are interested in doing some night fishing.

Hope to see you there,

David Cook



Dave Cook with a very nice rainbow.

Upcoming Events

August 21 - 23, 2009
 MTFA Club Outing to
 Taneycomo. Branson, Mo.

August 25, 2009
 MTFA Club Meeting
 Fleming Hall
 7:00pm

September 14, 2009
 MTFA Beginning &
 Intermediate Fly Tying/Rod
 Building Classes Start
 Fleming Hall
 7:00pm - 9:00pm

September 25 - 27, 2009
 MTFA Fall Derby at
 Roaring River

October, 2009
 FFF Southern Council
 Conclave

October 27, 2009
 MTFA Annual Chili Dinner
 & Raffle
 Fleming Hall
 6:30pm

December 1, 2009
 MTFA Christmas Dinner
 Fleming Hall
 6:30pm

MTFA Recipe Book

The club is putting together a cook book for a fund raiser. We would like all members to participate and submit a recipe or two of one of your favorite main dishes, desserts, breads or salads. We would like to have all recipe's in to the club by November 1st, 2009. You can send in your recipe's by e-mail to: ewbeckman@kc.rr.com or bring your recipes to one of our club meetings.

Presidents Message:

I hope everyone is having a great summer and getting a lot of stream time. I have really enjoyed my few trips this summer.

The progress on the cookbook has been good, and all of the recipes have been received, and turn over to the publisher. The club should receive the cookbooks back sometime during the first part of September. The cost is pending review by the club members. A BIG Thank You needs to go out to Sharon & Sandy for their efforts in getting the recipes ready for the publisher, and a thank you to all of the recipe donors who supplied the recipes.

The youth fly tying classes only had one student but the student we had received the training of a life time, Joe Fusco, and Bill Beckman spent three Saturdays working with the student. Believe it or not the young man is still tying flies every week at since the classes. So apparently his heart is in it. Joe & Bill Thanks You for your time and knowledge.

Our Fall Fly Tying will be offered starting on Sept 14, 2009, for a total of six weeks each Tuesday night. There will be a flyer sent out in the next week with all of the details.

The E-Board has decided to upgrade the Sports Show equipment with new and liter display equipment which will make it easier to transport and set up. We should have all of the equipment acquired in the near future.

Kent



September Salmon Fishing in Michigan

To all club members, are you interested in trying you hand at fishing for 20 to 35lb salmon? Doug Piper is looking for some company to travel with him to Baldwin, Michigan to fish the Pere Marquette River. This is a fun river to fish and to catch a fish of this size is lots of fun. Contact Doug Piper and get the details, you will not regret traveling to Michigan for salmon fishing.

MTFA Officers

President: Kent Inman
 (816) 682-4924

VPresident: Marvin Alison
 (816) 358-9820

Secretary: Gary Davisson
 (816) 896-5221

Treasurer: Sandy Theroux
 (816) 523-5119

Members at Large:

Merril Miller
 Ken Stoner
 Bill Otis

Past President: David Cook

Fly of the Month from the desk of Joe Fusco Sr.

Shark's Caddis Larva

This is a very simple fly imitating the caddis larva. Some of you may say that it is a realistic one. I would say with 100% certainty it is a killer pattern. The main trait of Shark's Caddis Larva is the body of twisted Antron yarn with very sparse hare's hair of HARETRON dubbing. The materials for this pattern are very simple and the tying process is also. It doesn't take more than a couple of minutes to tie it.

I tie it with a tungsten bead and fish it like a nymph without an indicator. But, if you need to fish it deeper, fish it with a split shot on the leader under an indicator or like a Czech nymph on a tight line.

Materials:

Hook: Curved hook, size 12 – 16.

Thread: Black

Head: Tungsten bead (gold, black or silver) to match the hook size.

Body: Yellow or cream Antron yarn (I prefer Aunt Lydia's Rug Yarn) spun with hare's underfur or Haretron


Thorax: Two strands of peacock herl (preferred) or dark brown Antron.




Step 1 - bead and thread



Step 2 - Antron




Step 3 - foundation



Step 4 - split yarn



Step 5 - hare's fur spread in loop



Step 6 - twist



Step 7 - segments



Step 8 - herl



Step 9 - Done

Two weeks in Alaska, to see, explore and experience “The Last Frontier” of America.

Week one was dedicated to car touring from Anchorage and it took us as far north as 62 degrees latitude at Denali National Park, a bus Tundra Wilderness Tour thru 62 miles of the Park. Just about everybody you talked to asked if you saw a bear. We did. Sometimes it took binoculars to tell what you were looking at, but it counts as a sighting. Our



part of Alaska had poor visibility due to forest fires. Our accommodations were in a brand new log cabin in Healy called Alaska Spruce Cabins. Seeing Mt. McKinley (Denali) just wouldn't happen even on a clear day. We did get a glimpse of the mountain on the morning of our last day as we drove back to Anchorage. We ate well, dining at places like the Black Diamond Golf Club, the Denali Salmon Bake, and Sourdough Mining Co.

Our southern most drive took us down the Kenai Peninsula to Seward. The first part of that trip we explored the Portage Glacier area. At Seward, we dined that evening on the waterfront and after dinner we walked along the waterfront and watched fishermen clear their catch of salmon and halibut. Then, being in the Land of the Midnight Sun, we drove to Exit Glacier at Kenai Fjords National Park where Carol and I hiked to meet the edge of the glacier. We also toured along the Kenai River to Soldotna and Kenai. Kenai is both old and historic and also looked like the newest suburb in Any town, USA. The highway is lined with fast food restaurants, Home Depot, Lowes and a Wal-Mart Super-center.

Week two was the REAL reason for the trip. We flew Pen Air from Anchorage to King




Salmon. From the air, we saw just a small steam cloud out of Mt Redoubt (an active volcano) which had been much more active the first 6 months of 2009. From the King Salmon airport it was just a short van ride of about 10 miles to the Naknek River Camp. The camp is on the border of Katmai National Park. No fire-arms are permitted. It is also home to more grizzly bears per square mile than anywhere else in the universe. The reason we chose this

camp is because it offered salmon fishing, one of the best rainbow trout fisheries anywhere and its close proximity to Brooks Falls which is famous for its grizzly bear viewing. To clarify, grizzly bears and brown bears are the same species. It just sounds more impressive to say grizzly bear. Oh, and the price. They call themselves “Alaska’s Affordable Alternative”. At the camp, the whole camp would eat breakfast and dinner together at the dining hall, and for the first couple of days there was always someone who would comment how great this place is and I can’t believe it’s so cheap. (Maybe that was me.) Again, most people ask, “did you see any bears?” and ‘how was the fishing?’. Well I think for the bear watching we were in the best place – anywhere. The fishing report is less impressive when I give it to you as a catching report. But the fishing experience was great. On the first three days, fishing and bear viewing went hand in hand. We were trained by our hosts and by the ranger at the Katmai Park about how to behave around bears and a little bit about what to expect. The rule of thumb by the rangers is to always give the bears 50 yards between you and them. It didn’t always happen that way.



Our first full day of fish camp took us to Brooks Camp in Katmai Park. We had a chance to fish the Brooks River for rainbows and watch the bears at the Brooks River Falls. There are two ways to get there, either an hour’s boat ride from our camp, or a seaplane flight from King Salmon. Just about the whole camp made the trip that day and we traveled in two large outboard motor boats. Our boat ride was great. We had a glassy lake on a beautiful sunny day to enjoy the sights. At the Park we split into two groups for fishing. The group Carol and I were in chose to hike thru the brush. We had about 6 other people and three guides, so there was some hope we wouldn’t get eaten on our first fishing excursion by staying in a large group.



Well we were at the back of the group on the trail and the last to wade in but Carol was the first to hook and land a rainbow (on a chili pepper). Good news, no bears this time jumping out of the woods to grab the fish on the end of the line. We were relieved but we did have a small school of sockeye swimming up and down the river with us. So it wasn’t too long, before we knew it, there were two bears jumping in the river to catch a salmon. This happened at the



downstream end of our group and we were at the upstream end, so there were many large fishermen between the bear and us that would have made a better meal than Carol, but even so, she was ready to pack it in. Those two bears moved on upstream to us and continued on up the river and we still had a few more minutes of fishing time before lunch but fishing was really over for the morning. We hiked from the river back to the picnic spot.

Oh, I forgot to mention, each way of the hike was thru tall grass and all along the trail, if you could see over the grass, then you could see where a bear had bedded. It was like that everywhere we hiked. The trail itself was just a long line of bear scat. After lunch our group splits into two groups. Those that wanted to go to the viewing platform and watch the bears at Brooks Falls and the fishermen who wanted to hike upstream of the falls and continue fishing. The weather had been sunny and hot (80's) and the hiking in waders was tough for some of the group. Carol opts for the first group and I land in the second group. The viewing group got to rest on the boardwalk but had to wait a long hot hour before there was room for them to make it to the viewing platform. My group hiked upstream thru more bear grass and then wade fished downstream our way back to the take-out point of the river, then thru more bear grass, onto the boardwalk by the Falls, and then back down the trail to the rendezvous point which was the picnic area. I caught a few rainbows, (a couple were very nice) on a globball. The hike back took us by the viewing platform where I got watch and take movies for a couple of minutes. Our combined pictures will help document a day we will never forget. And the day wasn't over. Later, after dinner, I still had time to fish the Naknek River with rainbows calling out my name in front of our camp but ... that's another story.

